

Tonnage Class	1.1	1.5	2.0
Star Rating			



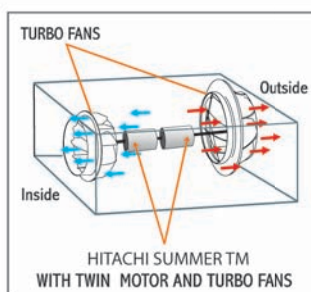
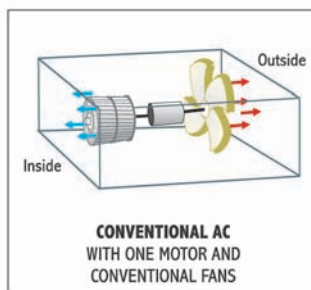
The revolutionary Twin Motor Technology makes Summer TM as efficient as a Split AC.



Twin Motor Technology

Conventional Window AC: In a conventional window AC, since there is a single motor, it runs both the indoor and outdoor fans. Hence, when you reduce the fan speed inside, even the outside fan speed decreases. This reduces the machine's ability to throw hot air outside and impacts the overall efficiency of the AC.

Summer TM: In Summer TM, there are two independent fan motors - one for the indoor fan and the other for the outdoor fan. This means that the inside fan speed is independent of the outside fan speed. And the ability of the machine to throw hot air outside remains unaffected. Thus, the overall efficiency of the machine also remains unaffected.



Low Derating

As the ambient temperature increases, the ability of the AC to deliver the required cooling decreases. Twin Turbo Technology increases the heat exchange capacity even at very high temperatures ensuring the ability of the machine to deliver optimum cooling.



Twin Turbo Technology

Conventional Window AC: In a conventional AC, Sirocco fans are used on the inside and Propeller fans on the outside. Since these fans, by design, don't throw air in both directions, their efficiency is lower. Also, due to the presence of a large number of blades, the air-cutting noise is very high. Thus resulting in high noise levels and lower efficiency.

Hitachi Window AC: In Summer TM & Summer QC turbo fans are designed to throw air in both directions and can provide higher air-flow at lower RPM. Also, due to lesser number of blades, the air cutting is less.

Hence, the use of turbo fans both inside and outside increases overall air-flow leading to higher efficiency at lower noise levels.



Auto Climate Technology

Human comfort is a combination of many factors as depicted right. For example, in Delhi, the month of June is the peak of summers and temperatures touch close to 44°C with a humidity level of 60%. Whereas in Mumbai, at the same time of the day and the month, the temperature is around 35°C with a humidity level of 85%.

In a regular AC, you can control these factors by changing the temperature and regulating the fan speed. But this presents you with more than 50 different combinations and choosing the correct option for optimal efficiency and comfort becomes extremely cumbersome.

That's why we developed Auto Climate Technology (ACT) which is a super-advanced intelligent feature that has temperature and humidity data of over 100 cities fed into it. The AC recognises which city you are in, the time and your individual metabolic needs e.g. hot, very hot & humid (to be chosen by you). Based on these factors, it continuously changes the settings of the AC to provide

Uniform Air-Distribution

The innovative air delivery mechanism enables spiral air flow, creating a 'whirl' effect, ensuring that there are no hot air pockets.

Digilock

Is your AC being misused in your absence? If yes, just switch to Digilock. It locks your AC and prevents the misuse in your absence, without affecting your comfort settings.

Power Index

Does your AC bill enrage you more often than not? Power Index on the control panel indicates the relative power consumption at different AC settings, enabling you to save power and lower your electricity bill.

Alarm Function

Does your air conditioned bedroom get too cosy for you to leave the bed every morning? Hitachi Window ACs come with an inbuilt alarm combined with an 'off' timer. It ensures that your busy day doesn't start late.

My Mode

Conventional air conditioners have preset modes, whereas Hitachi air conditioners allow you the flexibility of three programmable comfort modes to ensure that you get perfectly customised cooling.

Supercool Function

In this, the AC works at its maximum, so as to maximise cooling. This function is available in Auto & Cool mode.

Auto Fan Speed

The fan speed is automatically adjusted for comfort, depending on the running state of your air conditioner, i.e., if the compressor is cut off, the fan speed automatically comes down to a low level and vice-versa. Similarly, once the set temperature is achieved, the fan speed comes down to a low level to optimise your comfort level.

Koukin Filter

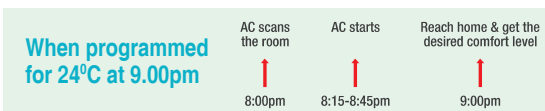
This unique anti-bacterial filter prevents bacterial growth in the air conditioner thus increasing the efficiency of the air conditioner.

you the most comfortable environment while functioning most efficiently at the touch of a button.

	Temperature	Air Circulation	Humidity
Time of the Day	✓	✓	✓
Individual Metabolic Rate	✓	✓	✓

On/Off Timer With Advanced Start-up

You set the temperature that you want at the given time. The AC is smart enough to scan the room an hour before the set time. It calculates the time it'll need to reach the desired temperature and switches on accordingly. So you get the perfect comfort level as soon as you come back, without wasting any electricity.



Extra Heat Exchanger (XHE)

Window ACs are air-cooled. While Hitachi Window ACs have an Extra Heat Exchanger attached to the coil which is cooled by the condensed water. Water cooling is more effective than air cooling. Hence, with this Extra Heat Exchanger, the ability of the machine to throw hot air outside increases as compared to only air-cooled machines, thus, enabling the AC to operate efficiently even at very high ambient temperatures.

Auto Power Save Mode

The device will automatically select the comfort temperature and will maintain the temperature at about 25°C with suitable fan speed.

Lower Pull Down Time

The unique air delivery system and the Twin Turbo fans ensure a wider area of cooling at a faster rate reducing the pull down time. So the required temperature level is achieved at a much faster rate, as compared to conventional ACs.

Kaimin

Ever woken up feeling chilly in the middle of the night? 'Kaimin' adjusts the temperature automatically through the night to suit your body needs. It is an intelligent feature that ensures you get sound sleep every night and wake up feeling fresh every morning. By raising 1°C per hour for up to 4 hours, this operation ensures saving of power.

Filter Clean Indicator


The Filter Clean Indicator reminds you when to clean the filter through LED on the indoor unit.

Selectable Fan Speeds

The air conditioner comes with selectable fan speeds to give you perfect comfort to suit your needs.

Silent Cooling

Here the AC works most silently. This function is available in Auto, Cool and Fan mode.



Certificate of Merit from Ministry of Power, Government of India

TECHNICAL SPECIFICATIONS

Description	Unit	SUMMER TM		
Tonnage Class	Tr.	1.1	1.5	2.0
Star Rating	No of BEE Stars	5	5	3
Unit	Model Number	RAT513ESD	RAT518ESD	RAT322ESD
Compressor	Type	ROTARY	ROTARY	ROTARY
Rated Cooling Capacity	BTU/Hr	13310	17745	21020
Rated Cooling Capacity	Watts	3900	5200	6160
Rated Power Supply	Volts/Hz/Phase	230/50/1	230/50/1	230/50/1
Total Power Input	Watts	1240	1625	2240
EER	Rated Cooling Capacity (BTU/Hr)/ Power Input (Watts)	10.73	10.92	9.38
COP	Rated Cooling Capacity (Watts)/ Power Input (Watts)	3.15	3.20	2.75
Current Drawn	Amps	5.5	7.2	9.9
Fan Speed	Steps	5	5	5
Air Flow (Super High)	CFM	420	500	500
Sound Level*	dB	46	46	49
Dimension (W X H X D)	mm	660 X 430 X 805	660 X 430 X 805	660 X 430 X 805
Net Weight	Kg	54	62	63
Remocon	Type	Wireless LCD	Wireless LCD	Wireless LCD

Features may vary from model to model. *At Super silent fan speed & at a distance of 1 m, Hitachi air conditioners are designed to work in ambient temperatures up to 52°C. Due to continuous research & development, specifications & features may change without prior notice.